


## Who, What & Why

The Confederate Stamp Alliance, Inc (CSA) is a United States of America non-profit corporation.

The Alliance was founded 80 years ago and has operated continuously since its founding. The father of Confederate Philately, August Dietz Jr. was one of the original founders.

The purpose of the Alliance is to promote collecting and the study of stamps and postal history of the Confederate States of America; to stimulate research and disseminate information, and to foster good fellowship among its members



The Confederate Philatelist is the official journal of the Confederate Stamp Alliance, 316 West Calhoun Street, Sumter, SC 29154. Website: [www.CSAAlliance.org](http://www.CSAAlliance.org). The Confederate Philatelist is published four times per year. The subscription price is included with membership. Submit all editorial matter, including articles, letters, news releases, book reviews and photos to the editor in chief. Send all advertising material to the advertising manager.

Editor in Chief  
Col. Peter Martin  
POB 6074  
Fredericksburg, VA 22403  
[pmartin2525@yahoo.com](mailto:pmartin2525@yahoo.com)

Contributing Editors  
Gen. Patricia A. Kaufmann  
Gen. John L. Kimbrough  
Col. Deane R. Briggs  
Col. Harry G. Brittain  
Col. Richard F. Murphy  
Col. Mike O'Reilly

Advertising Manager  
Col. Donald E. Rowe  
102 Quail Creek Court  
Kenedale, TX 76060  
[d\\_rowe@theconfed.net](mailto:d_rowe@theconfed.net)

CP Back Issues  
Order back issues of The Confederate Philatelist for \$3 each postpaid from:  
Col. Lincoln Kibben II  
31 Spring Street  
Keeseville, NY 12944

© Copyright 2014 Confederate Stamp Alliance. All rights reserved. No portion of this journal may be reproduced without the written permission of the editor.

Opinions expressed in articles in this journal are those of the writers and are not necessarily endorsed by the CSA.

Printed in the United States of America.

The Confederate Philatelist  
Vol. 59, No. 2 Whole No. 381 Second Quarter 2014

### Table of Contents

Forensic Studies of Stamps Issued by the Confederate States of America, Part V: The Steel-Plate Engraved 10-Cent Jefferson Davis Type II Issue By Col. Harry G. Brittain.....	5
CSA Midyear to be Held October 24-25 in Fredericksburg, Va.....	11
The Confederate Steamboat <i>J. Frank Pargoud</i> By Col. James W. Milgram.....	13
Future CSA Events.....	17
The Athenaeum Prison at Wheeling, (West) Virginia By Gen. Patricia A. Kaufmann.....	18
Auction Highlights By Col. Peter Martin.....	22
A New Listing for a Warrington, Florida, 'Missent' Marking By Col. Deane R. Briggs.....	25
Fort Anderson: A Union Prisoner of War Camp for Four Days By Col. Harvey S. Teal.....	28
News and Notices.....	31
The President's Message By Col. Richard Murphy.....	34
Moved & Seconded By Col. Larry Baum.....	35
Minutes of the CSA General Membership Meeting By Col. Larry Baum.....	36
Photos From Sarasota By Col. Richard Murphy.....	38
A Review of the 2014 CSA Convention By Col. Richard Murphy.....	40
2015 CSA Annual Convention.....	42
The Mail Bag.....	43
Classified Ads.....	44
Advertiser Index.....	44

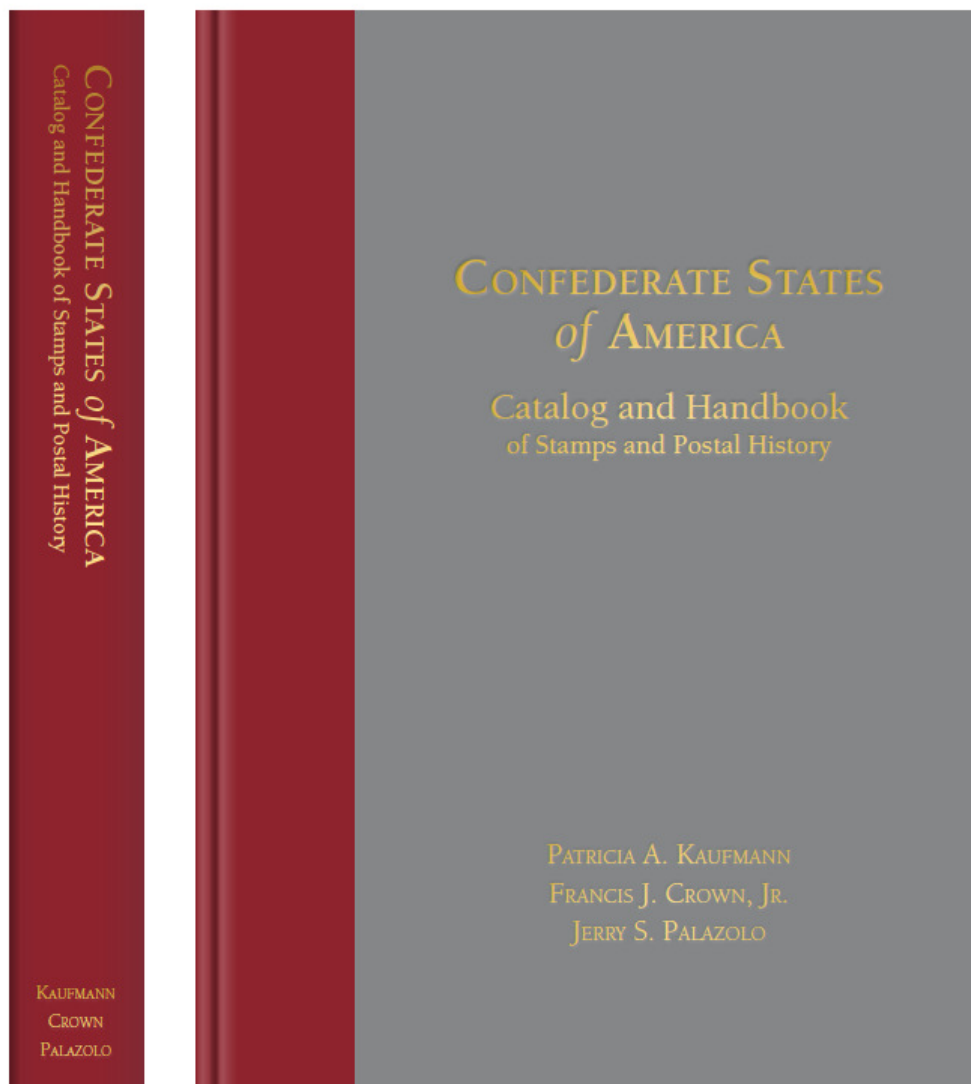
ON THE COVER: A detail of the November 25, 1863, Battle of Missionary Ridge, from a lithograph by Kurz and Allison Art Publishers of Chicago. Confederate General Braxton Bragg rallied his troops along the ridge, but the Federal assault by General Ulysses S. Grant won the day and took Chattanooga, an important transportation center and the doorway to the heart of the Confederacy.

**The Alliance publishes a quarterly Journal; the Award winning “*Confederate Philatelist*” as well as periodic newsletters throughout the year.**

**The Alliance is non-political, non-profit, and open to worldwide membership.**

**Currently the Alliance has approximately 650 members (individuals, libraries, philatelic organizations/publishers), 27 of which are outside the USA (including 11 in the UK).**

**In 2012 “Confederate States of America, Catalog and Handbook of Stamps and Postal History” was edited and published by the Alliance and is recognized as the definitive reference for Confederate Stamps and Confederate Postal History.**



## Fields of collecting interest

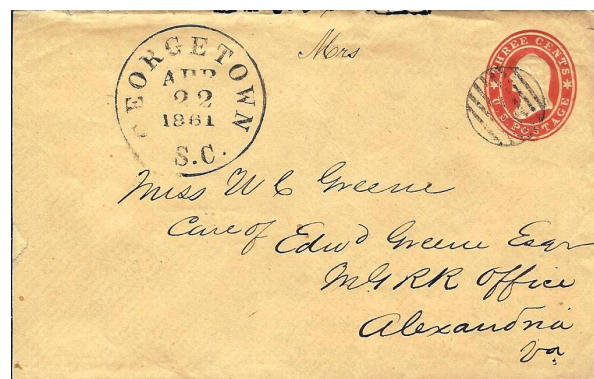
The period of the Confederacy in the American War Between the States lasted from Dec 20<sup>th</sup>, 1860, with the state of South Carolina seceding from the Union, to the end of hostilities in the late spring of 1865. This four and one half year period offers a multitude of collecting interest for the Philatelist and Postal historian. These include:

The Independent State Period - (between state secession from the Union till joining the Confederacy)



Charleston SC Independent State with three US SC 24s, Jan 14 1861 (reduced)

The US Rate Period - (between the date the state joined the Confederacy and May 31<sup>st</sup> 1861). US stamps and rates were used in this period by mutual agreement. The US Post office stopped Operating on May 31, 1861 in the seceded states. The CSA Post Office Department initiated operations June 1<sup>st</sup>, 1861.



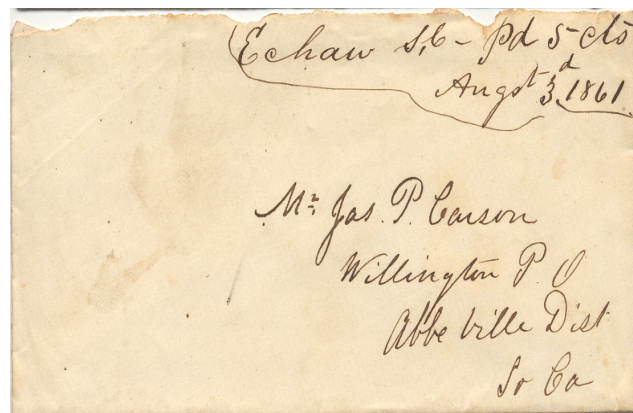
Georgetown SC on US "Star Die" 1860 envelope in the US Rate Period (reduced)



**The Stampless Period** - until October 16, 1861, stamps of the Confederate States didn't exist. Postmasters reverted to the practices of the pre-stamp era by using Handstamps and manuscript signatures to indicate town and rates received.




Stampless commercial cover with Charleston SC 26 mm DCYD Circular Date Stamp dated Jul 7, 1861 and circle paid 5, in the early period of the Confederate Postal Department (reduced)



Postmaster manuscript "Echaw S.C. pd -5 cts August 3<sup>rd</sup> 1861", when no CSA stamps were available (reduced)

**Postmaster Provisional Period** - Larger Post Offices printed their own stamps, or sold pre-paid handstamped or printed envelopes, AKA "Postmaster Provisionals" to ease the burden of signing each piece of mail, and when no stamps were available.



Charleston SC Postmaster Provisional (CC-CHA-SC-E01) (reduced)



Examples of Postmaster Provisional from L to R: Memphis, TN, Anderson CH, SC, Atlanta, GA, New Orleans, LA, Baton Rouge, LA, Danville, VA, Knoxville, TN, Mobile, AL, Spartanburg, SC, and Petersburg, VA

**The General Issues** - Stamps were printed by five different printing firms, De La Rue in England and four printers in the South. Local varieties were numerous.



Confederate Catalog #s (l to r): 1-1, 1-2, 2-H, 2-P, 3,





Confederate Catalog #s (l to r): 4-2, 4-3, 5




Confederate Catalog #s (l to r): 6, 7-L, 7-R, 8, 9, 10




Confederate Catalog #s (l to r): 11-AD, 11-KB, 12-AD, 12-KB, 13. 14a (never used)

**Postal History** - comprises myriad subjects: patriotic covers and letterheads, official and semi-official Imprinted envelopes, soldiers due letters, adversity covers, prisoner of war, flag of truce, advertizing, college, railroad, waterway, private express covers and blockade-run covers to and from the Confederacy.



Union Patriotic cover to a Confederate prisoner of war from Kanawha VA (now the state of West Virginia). Note the double examiner manuscripts, one from the Camp Chase Union prison examiner, and the second from the Union commander occupying that area of Virginia and censoring civilian mail. (reduced)




Adversity cover made from receipt. The CSA was short of paper and reused mailed envelopes, wallpaper and legal forms to make new envelopes (reduced)




Envelope made from Wallpaper (reduced)





Patriotic Letter sheet of Palmetto Flag of South Carolina (reduced)



A soldier's Due cover from a soldier in the 9<sup>th</sup> Mississippi Volunteers. to his father, who was the Chaplain of an artillery unit in the Confederate Army (reduced)

If you are interested in learning more about Confederate States stamps or postal history, please feel free to talk to any of our members at the Alliance table.

Join the Confederate Stamp Alliance, Inc. Applications are available and also can be found on the Alliance website [www.csalliance.org](http://www.csalliance.org)




# Authentication Service

**What is the Authentication Service?** The Authentication Service is an appointed committee of students of Confederate philately who review stamps, covers and other artifacts of Confederate philately submitted to it, and render opinions with respect to the authenticity of such items. The committee has been functioning since 1945. The service is available to members and non-members.

**The Authentication Process.** The process is simple:

- \* The applicant completes and submits an application form together with the item to be examined (called a "Patient").



The form is titled "CONFEDERATE STAMP ALLIANCE AUTHENTICATION SERVICE Application for Authentication". It includes a header with the organization's logo and name. Below the header, there is a section for "The following item(s) are enclosed for your examination (describe item(s) as completely as possible):". This is followed by a table with columns for "Item", "Description", "Previous Certificate No.", "Date of Service", "Country", and "Patient No.". The table has 10 rows. Below the table, there is a section for "Additional notes may be added on an attached sheet". This is followed by a section for "Name" and "Date". Below this, there is a section for "CSA Member" with checkboxes for "Member No." and "Non CSA Member". Below this, there is a section for "Street or Post Office Box" and "City". Below this, there is a section for "Phone" and "E-mail". Below this, there is a section for "For General Issues and Periodicals use" and "For CSA Catalog numbers". Below this, there is a section for "I have read and agree to the Conditions Governing the Acceptance of Items for Authentication". Below this, there is a section for "Applicant Signature". Below this, there is a section for "If applicant is under 18 years of age, the application must be countersigned by applicant's parent or guardian". Below this, there is a section for "You will receive an acknowledgment of receipt". Below this, there is a section for "Send items and completed application to: Frank Cross, PO Box 273, Capitola, AL 35162". Below this, there is a section for "Any questions send Recording Secretary: csaas@historynet.com. Coordinate any packaging shipments with the Recording Secretary prior to shipment".

- \* The committee's Recording Secretary assigns the item a reference number, scans the Patient, acknowledges receipt of the Patient, and creates a package of information for use by examiners.

- \* The Patient (along with other Patients) and the package of information are then circulated among three or more members of the committee.

- \* Committee members study the Patient and the package of information, then prepare and circulate their opinions (backed up by detailed reports giving the basis for their opinions) among all members of the committee.

- \* If a consensus is reached, a certificate is issued rendering the consensus opinion concerning the Patient.

- \* If a consensus cannot be reached, a certificate is issued stating that the committee has arrived at "No opinion".

- \* The Patient and the certificate are returned to the applicant.

## Other Available Related Services

- **Rapid Scan Program.** If an applicant does not require the formal authentication process, he may send in a scan of an item and receive a simpler and less expensive opinion with respect to the item. This program is not recommended for valuable items. Details are available at [www.csalliance.org/RapidScan.htm](http://www.csalliance.org/RapidScan.htm)
- **Research Support.** Information concerning past Patients is available to people performing research projects or writing articles. Information is available at [www.csalliance.org/csaAS-6.htm](http://www.csalliance.org/csaAS-6.htm)

# Which stamp, if any, is genuine?

Are these three examples of the first Confederate general issue stamp (CSA 1) all genuine?



Can you tell at a glance?


Members of the Authentication Service are able to look at these images and know immediately that only one of these three stamps is genuine. After you have read this page you, too, will be able to tell at a glance.

Here is how:

There are many ways to distinguish a genuine CSA 1 from similar appearing fakes. The easiest way is by a visual inspection of the stamp's design and the paper on which it is printed.



Genuine CSA 1



Birmingham fake



Swiss fake


The distinguishing characteristics:

- The genuine CSA1 has a flattened scroll below its lower right corner. On the Birmingham fake, this scroll is rounded.
- The genuine portrait and the Birmingham portrait differ in the mouth and nose areas.
- The Swiss fake has a flattened scroll like the genuine stamp, but the Swiss' paper is white, thin and smooth, not white, woven and coarse as it is for the genuine CSA 1.




# Two similar Patients: Are they genuine or fake?

The top Patient, No. 05444, purported to be a steamboat cover that had entered the mails at Savannah after Georgia seceded from the United States and was an Independent State. The significant question, among others, for the examiners was: Is the "STEAM BOAT" marking genuine?



Four years before receiving Patient 05444, the committee received Patient No. 4649, below.




Both Patients presented a challenge to the committee who made extensive studies of the "STEAM BOAT" markings, as described on the next page.

# The Savannah "STEAM BOAT" marking

In the process of preparing Patient 05444 for examination, two other examples of the Savannah STEAM BOAT marking were found in the Authentication Service files. Those Patients, like Patient No. 05444, were comprised of genuine period envelopes genuinely carried by the postal service. The committee also learned that the marking had been used in the pre-War period before Savannah seceded from the United States.

One such prior Patient was Patient No. 4649 shown on the previous page.



Detail - Patient No. 4649

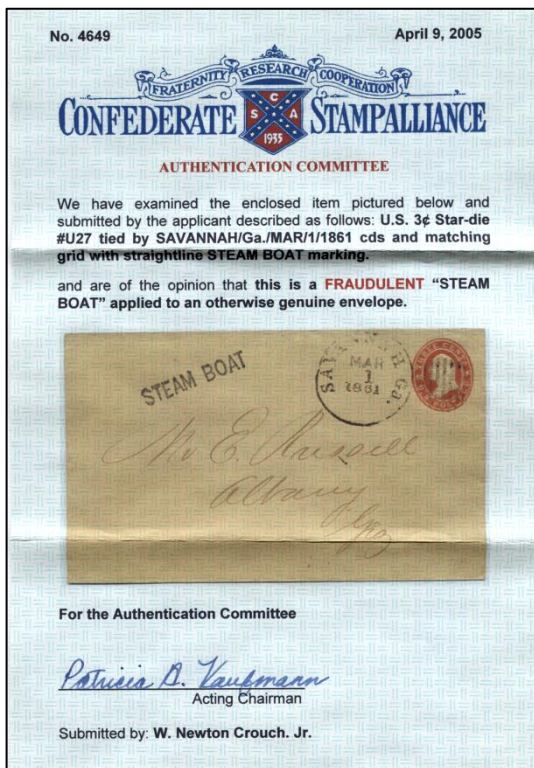


Detail – Patient No. 05444

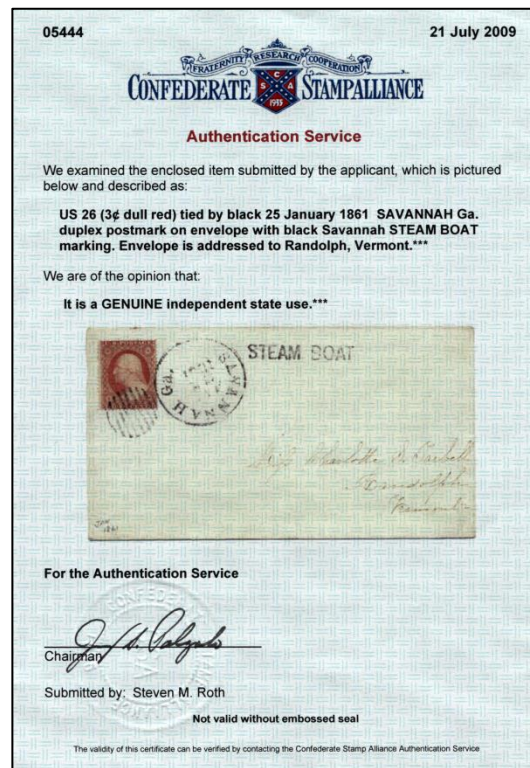
In examining Patient No. 4649 and comparing its marking to those known to be genuine, the Authentication Service found, among other indicia, that its STEAM BOAT marking:

- was 1 mm shorter than the authentic marking; and,
- had letters not as well defined as those of the authentic marking

Patient 05444, on the other hand, compared favorably with the known genuine uses of this marking, but did not compare well with Patient 4649. The certificates below for Nos. 4649 and 05444 conclude the story.



Patient No. 4649 – Marking Fraudulent



Patient No. 05444 – Marking genuine



# The Confederacy's Perforated Stamps

The Confederate Post Office Department unsuccessfully experimented with perforating stamps. The experimental perforations were gauge 12-½ and were attempted using CSA 11 and CSA 12 stamps printed by Archer & Daly.



Genuine perforated CSA 11




Genuine perforated CSA 12

Fakers have taken genuine imperforate stamps and added fake perforations to them. The fakes fail examination because they lack the tell-tale indicia of genuinely perforated stamps. Typically, the fakes:

- are the wrong perforation gauge (are not 12-½)
- are on stamps printed by Keatinge & Ball rather than by Archer & Daly
- are cleanly punched with no or few missed (blind) perforations
- are on the wrong stamps (CSA 6, 8 or 13)

CSA 12 with genuine perforations showing blind perforations at left margin and blind and ragged perforations at bottom margin.



All the stamps below have fake perforations



Wrong gauge –  
14mm



Wrong printer -  
Keatinge & Ball



Wrong stamp



Wrong stamp



Wrong stamp

# Authentication Service Fact Sheets

From time-to-time, members of the Authentication Service have created “Fact Sheets” discussing discrete topics.

Below is a typical Fact Sheet created by and circulated among members of the Authentication Service. The subject is CSA 6 – Counterfeits and Reprints.



Genuine



New York Counterfeit



Philadelphia Reprint



Genuine



New York Counterfeit



Philadelphia Reprint

**New York Counterfeit.** Printed in greenish blue. According to August Dietz, the stamp was created from a wax impression of the altered 10c altered plate (probably in the 1870s). The value tablet was reworked to change the value back to five cents. The design appears cloudy and Davis' hair appears nearly solid. The counterfeit is slightly narrower than the genuine and the outer frame line is three times as thick. The cross bars of the "F" and "E" are shorter than on the genuine and the letters of "FIVE CENTS" are also smaller in width.

**Philadelphia Reprint.** Printed in blue and black from a complete plate that was on board the captured blockade runner *Bermuda*. The plate was acquired by the Franklin Institute in Philadelphia in 1954 and by the Smithsonian National Postal Museum in 2011, where it is currently displayed in the William H. Gross Gallery. Reprints were made by order of Philip H. Ward, Jr. in 1954 from the plate at the Franklin Institute. The stamp has a flat appearance. The outer frameline is slightly thicker than on the genuine and the letters are not as thick. On some examples Davis' hair blends into the background.

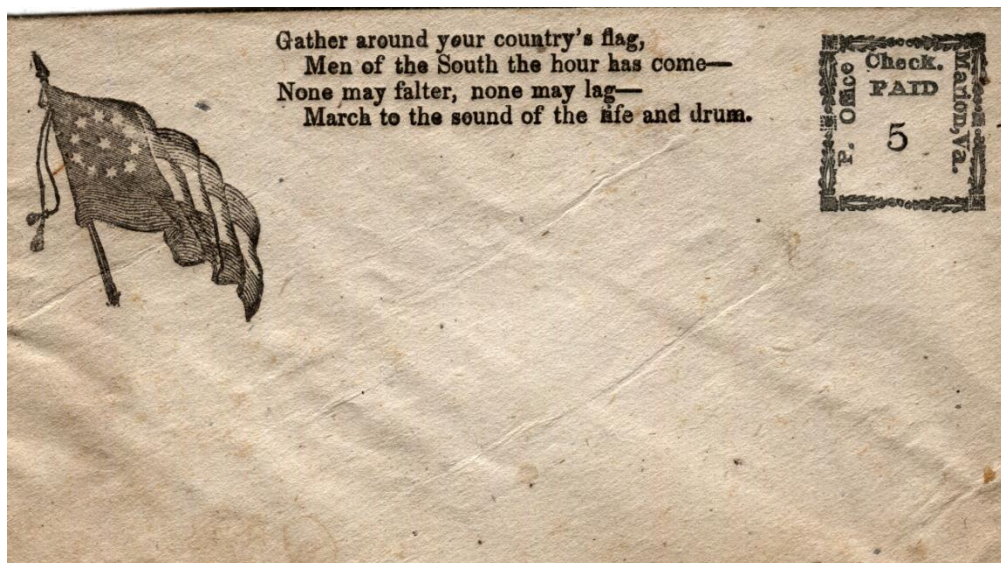
Some other topics addressed in Fact Sheets are:

- CSA 1: The White Shirt Variety (Stone 1)
- Old Capitol Prison W. P. Woods Censor Marking
- Petersburg, Virginia Postmaster's Provisional Counterfeit
- Detecting Re-gummed stamps
- Identifying Postmasters' Provisional Handstamped Covers



# From the Reference Collection

The Authentication Service's reference collection consists of many fake covers. In the case of the two below, both were genuine patriotic covers to which fake postmasters' provisionals imprints were added.



Fake Marion, Virginia, imprint



Fake Charleston, South Carolina, imprint

# From the Reference Collection

The covers shown below were legitimate covers to which fake postmasters' provisionals imprints were added.



Original adhesive stamp removed and overprinted with fake Salem, North Carolina, handstamp.



Genuine cover carried out-of-the-mails. Fake Lynchburg, Virginia, postmaster's provisional imprint added to cover.